

taylored expressions

TE STYLE SHEET

I'M A HUGGER - LAMB

FOREHEAD FLUFF



LAMB FACE



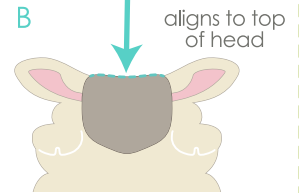

EAR BACKERS



LIL LAMB FEET



WOOLY TAIL



A Die cut your wooly pieces, and start assembly by gluing the ear backers to the backside of the body.

B Glue on his face piece by centering and aligning the top edges of the face and body pieces.

C Stamp the wittle woolly face, positioning the mouth just above the chin.


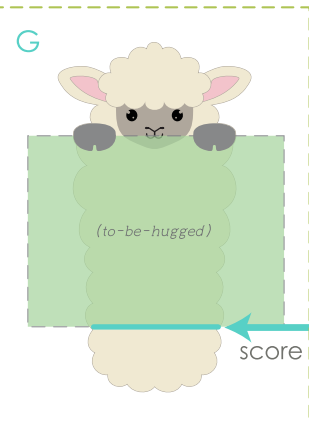



D Glue the forehead fluff on top of the upper part of the face.

E Add hooves! Glue on the little feet over the cut in.

F At this point, add curlicues, bows, shading, or whatever embellishments a sheep may need.

G The Perfect Hug: Slip your gift card envelope, Mini Tear-off Calendar, or what-have-you, under the hooves. Score the body at the end of the item and fold the lil' bum up and around.

H Add the wooly tail and back feet to the curly-patootie.



COLLECT ALL THE HUGS!

